



# Global Use-Terminal Connection (185 Series)

Power



25 & 43 VA Mount  
(Figure A)

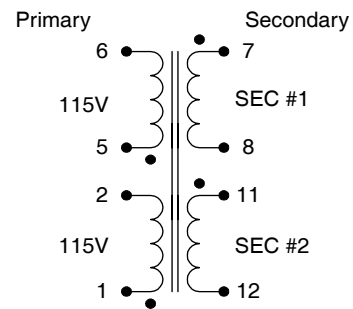


80, 130 & 175 VA Mount  
(Figure B)

## GLOBAL USE - CHASSIS MOUNT POWER TRANSFORMERS

- Dual primary 115/230 VAC
- 50/60 Hz. operation
- Dual secondaries for series or parallel connections
- 4,000 V RMS Hipot test
- Class F insulation (155 degrees, C)
- Chassis mount
- 5 different VA sizes to choose from
- Dual bobbin construction
- Dual use terminals (solder lug or quick connect)
- C UL US recognized
- TUV Type Approved
- CE certified to IEC 950 (Approved to EN 60-742 Safety Isolating Transformers)

## Transformer Schematic



For wiring diagrams - visit our website:  
[www.hammondmfg.com](http://www.hammondmfg.com)



**CANADA**  
Guelph, Ontario (519) 822-2960  
St. Laurent, Quebec (514) 343-9010  
**USA**  
Cheektowaga, NY (716) 630-7030

[www.hammondmfg.com](http://www.hammondmfg.com)



**EUROPE**  
Basingstoke, UK 01256 812812

**AUSTRALIA**  
Queenstown, Australia 61-8-8240-2244

# Global Use - Terminal Connection (185 Series)

Power

Dual Primary 115/230 VAC 50/60 Hz.

Part No.	VA	Secondary VAC (R.M.S.)		Dimensions (Inches)			Weight (lbs)	Fig.	Hole to Hole Mtg. Dim. (Inches)	
		Series	Parallel	W	D	H			W	D
<b>185C10</b>	25	10V C.T. @ 2.5A	5V @ 5.0A	2.81	2.22	2.31	1.25	A	2.37	-
<b>185D10</b>	43	10V C.T. @ 4.3A	5V @ 8.6A	3.12	2.22	2.68	1.75	A	2.81	-
<b>185E10</b>	80	10V C.T. @ 8.0A	5V @ 16.0A	2.50	2.61	3.00	2.50	B	2.00	2.18
<b>185F10</b>	130	10V C.T. @ 13.0A	5V @ 26.0A	2.81	3.07	3.37	4.00	B	2.25	2.50
<b>185G10</b>	175	10V C.T. @ 17.5A	5V @ 35.0A	3.12	3.20	3.75	5.00	B	2.50	2.50
<b>185C12</b>	25	12.6V C.T. @ 2.0A	6.3V @ 4.0A	2.81	2.22	2.31	1.25	A	2.37	-
<b>185D12</b>	43	12.6V C.T. @ 3.4A	6.3V @ 6.8A	3.12	2.22	2.68	1.75	A	2.81	-
<b>185E12</b>	80	12.6V C.T. @ 6.3A	6.3V @ 12.6A	2.50	2.61	3.00	2.50	B	2.00	2.18
<b>185F12</b>	130	12.6V C.T. @ 10.3A	6.3V @ 20.6A	2.81	3.07	3.37	4.00	B	2.25	2.50
<b>185G12</b>	175	12.6V C.T. @ 14.0A	6.3V @ 28.0A	3.12	3.20	3.75	5.00	B	2.50	2.50
<b>185C16</b>	25	16V C.T. @ 1.6A	8V @ 3.2A	2.81	2.22	2.31	1.25	A	2.37	-
<b>185D16</b>	43	16V C.T. @ 2.7A	8V @ 5.4A	3.12	2.22	2.68	1.75	A	2.81	-
<b>185E16</b>	80	16V C.T. @ 5.0A	8V @ 10.0A	2.50	2.61	3.00	2.50	B	2.00	2.18
<b>185F16</b>	130	16V C.T. @ 8.1A	8V @ 16.2A	2.81	3.07	3.37	4.00	B	2.25	2.50
<b>185G16</b>	175	16V C.T. @ 11.0A	8V @ 22.0A	3.12	3.20	3.75	5.00	B	2.50	2.50
<b>185C20</b>	25	20V C.T. @ 1.25A	10V @ 2.5A	2.81	2.22	2.31	1.25	A	2.37	-
<b>185D20</b>	43	20V C.T. @ 2.2A	10V @ 4.4A	3.12	2.22	2.68	1.75	A	2.81	-
<b>185E20</b>	80	20V C.T. @ 4.0A	10V @ 8.0A	2.50	2.61	3.00	2.50	B	2.00	2.18
<b>185F20</b>	130	20V C.T. @ 6.5A	10V @ 13.0A	2.81	3.07	3.37	4.00	B	2.25	2.50
<b>185G20</b>	175	20V C.T. @ 8.8A	10V @ 17.6A	3.12	3.20	3.75	5.00	B	2.50	2.50
<b>185C24</b>	25	24V C.T. @ 1.0A	12V @ 2.0A	2.81	2.22	2.31	1.25	A	2.37	-
<b>185D24</b>	43	24V C.T. @ 1.8A	12V @ 3.6A	3.12	2.22	2.68	1.75	A	2.81	-
<b>185E24</b>	80	24V C.T. @ 3.3A	12V @ 6.6A	2.50	2.61	3.00	2.50	B	2.00	2.18
<b>185F24</b>	130	24V C.T. @ 5.4A	12V @ 10.8A	2.81	3.07	3.37	4.00	B	2.25	2.50
<b>185G24</b>	175	24V C.T. @ 7.3A	12V @ 14.6A	3.12	3.20	3.75	5.00	B	2.50	2.50
<b>185C28</b>	25	28V C.T. @ 0.9A	14V @ 1.86A	2.81	2.22	2.31	1.25	A	2.37	-
<b>185D28</b>	43	28V C.T. @ 1.5A	14V @ 3.0A	3.12	2.22	2.68	1.75	A	2.81	-
<b>185E28</b>	80	28V C.T. @ 2.8A	14V @ 5.6A	2.50	2.61	3.00	2.50	B	2.00	2.18
<b>185F28</b>	130	28V C.T. @ 4.6A	14V @ 9.2A	2.81	3.07	3.37	4.00	B	2.25	2.50
<b>185G28</b>	175	28V C.T. @ 6.25A	14V @ 12.5A	3.12	3.20	3.75	5.00	B	2.50	2.50
<b>185C36</b>	25	36V C.T. @ 0.7A	18V @ 1.4A	2.81	2.22	2.31	1.25	A	2.37	-
<b>185D36</b>	43	36V C.T. @ 1.2A	18V @ 2.4A	3.12	2.22	2.68	1.75	A	2.81	-
<b>185E36</b>	80	36V C.T. @ 2.2A	18V @ 4.4A	2.50	2.61	3.00	2.50	B	2.00	2.18
<b>185F36</b>	130	36V C.T. @ 3.6A	18V @ 7.2A	2.81	3.07	3.37	4.00	B	2.25	2.50
<b>185G36</b>	175	36V C.T. @ 4.8A	18V @ 9.6A	3.12	3.20	3.75	5.00	B	2.50	2.50
<b>185C230</b>	25	230V C.T. @ 0.11A	115V @ 0.22A	2.81	2.22	2.31	1.25	A	2.37	-
<b>185D230</b>	43	230V C.T. @ 0.19A	115V @ 0.38A	3.12	2.22	2.68	1.75	A	2.81	-
<b>185E230</b>	80	230V C.T. @ 0.35A	115V @ 0.7A	2.50	2.61	3.00	2.50	B	2.00	2.18
<b>185F230</b>	130	230V C.T. @ 0.57A	115V @ 1.14A	2.81	3.07	3.37	4.00	B	2.25	2.50
<b>185G230</b>	175	230V C.T. @ 0.76A	115V @ 1.52A	3.12	3.20	3.75	5.00	B	2.50	2.50

VA Size	Fig.	Terminal Lug Data	
		Width	Thickness
25, 43	A	0.187"	0.020"
80, 130 & 175	B	0.25"	0.032"

**EUROPE**

Basingstoke, UK 01256 812812

**AUSTRALIA**

Queenstown, Australia 61-8-8240-2244

[www.hammondmfg.com](http://www.hammondmfg.com)



**CANADA**

Guelph, Ontario (519) 822-2960  
St. Laurent, Quebec (514) 343-9010

**USA**

Cheektowaga, NY (716) 630-7030

